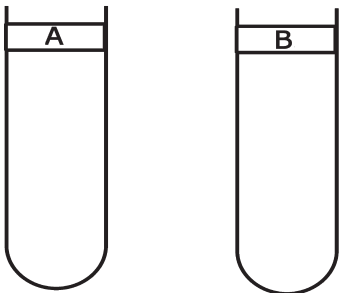



4.1 (a) To conduct a qualitative test for starch


1 Label two boiling tubes A and B.



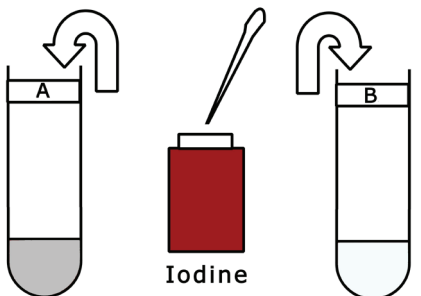
2 Place 2 ml of starch solution into tube A.



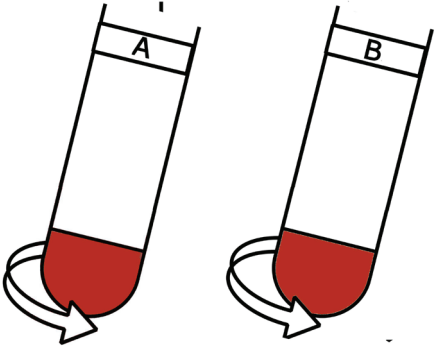
3 Place 2 ml water into tube B.



4 Add 2-3 drops of iodine solution into each tube.




5 Swirl both tubes. Observe colour change.



6 Expected Result

Positive: blue / black



Negative: colour of iodine




Table of results:

Sample	Initial colour	Final colour
A – Starch solution		
B – Water		

Always remember – Leave time to tidy up *This page can be printed in colour from the accompanying DVD*